

Scaled data based on original data using  
LM-79-08 Approved Method: Electrical and Photometric Measurements of Solid-  
State Lighting Products

Test Report Prepared for  
Cooper Lighting Solutions  
(formerly Eaton)

Brand: McGRAW-EDISON

Report Number: P200349

Luminaire Tested: **GWC-AF-01-LED-E1-T3-7050-800**

Issue Date: 3/3/2020

**Test Information**

Test Method: LM-79-08  
Report Number: P200349  
TEST IS SCALED FROM IESNA LM-79-08 TEST DATA (P24140)  
Test Lab: INNOVATION CENTER P2  
Issue Date: 3/3/2020  
Manufacturer: COOPER LIGHTING SOLUTIONS (FORMERLY EATON)  
Product Line: MCGRAW-EDISON  
Catalog Number: GWC-AF-01-LED-E1-T3-7050-800  
Description: GALLEON WALL LUMINAIRE  
(1) 70 CRI, 5000K, 800mA LIGHTSQUARE WITH 16 LEDS EACH AND TYPE III OPTICS  
Light Source: -  
Ballast/Driver: ELECTRONIC DRIVER

**Summary**

Lumens per Lamp: N/A  
Luminaire Lumens: 5138 lumens  
Efficiency: N/A  
Efficacy: 116.8 lumens/watt  
Luminous Opening: Rectangular (W 0.5' x L: 0.5' x H: 0')  
IES Classification: Type III - Short - Full Cutoff  
BUG Rating: B1 - U0 - G1

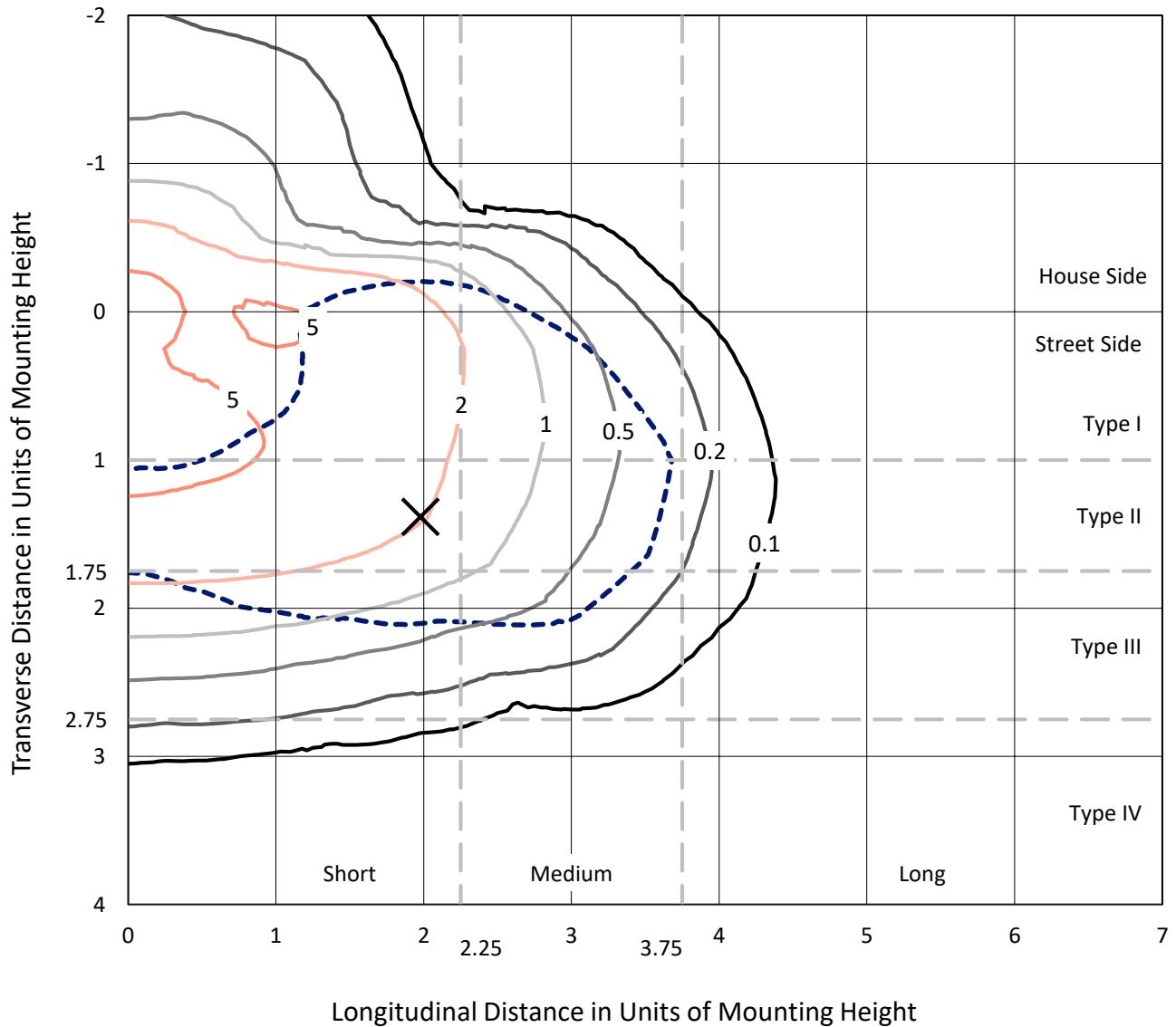
Input Watts (W): 44  
Input Voltage (V): NR  
Input Current (Ain): NR  
Voltage Rise (V): NR  
Power Factor: NR  
Total Harmonic Distortion (THDi): NR  
Frequency (hertz): 60  
Stabilization Time: NR  
Operation Time: NR  
Ambient Temperature (°C): NR  
Test Distance: 25 FT



REPORT NUMBER: P200349  
 CATALOG NUMBER: GWC-AF-01-LED-E1-T3-7050-800

### Iso-Footcandle Lines of Horizontal Illumination

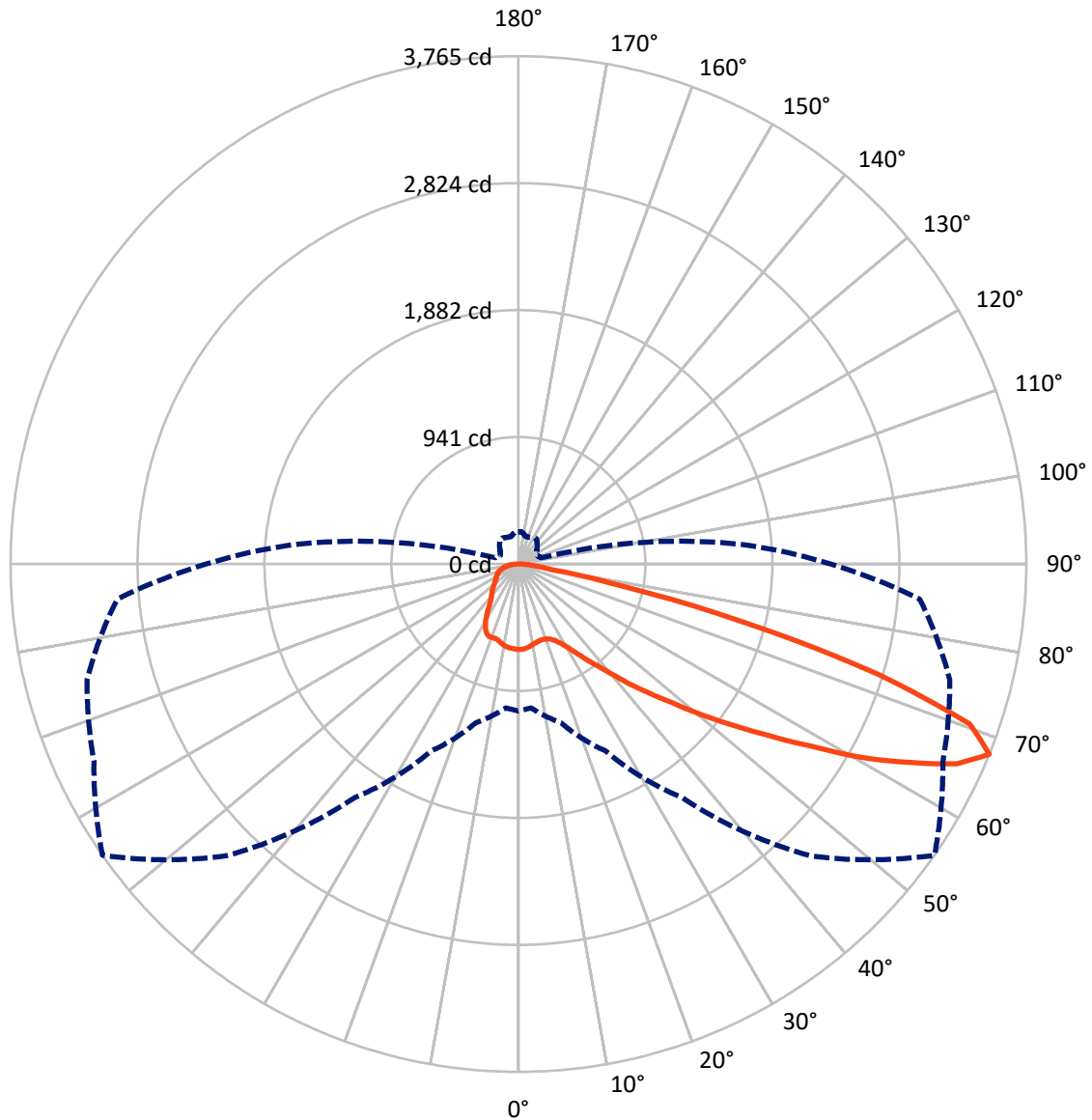
✕ Max cd  
 - - - 1/2 Max cd



Based on 10 foot mounting height. Maximum calculated value = 6.5 fc  
 Type III - Short - Full Cutoff

REPORT NUMBER: P200349  
CATALOG NUMBER: GWC-AF-01-LED-E1-T3-7050-800

### Luminous Intensity Polar Plot



— Vertical Plane Through 55-Deg Lateral    - - - Horizontal Cone Through 67.5-Deg Vertical

REPORT NUMBER: P200349

CATALOG NUMBER: GWC-AF-01-LED-E1-T3-7050-800

**FLUX DISTRIBUTION:**

		Downward	Upward	Total
<b>House Side</b>	Lumens	1109.9	0.0	1109.9
	% Fixture	21.6	0.0	21.6
<b>Street Side</b>	Lumens	4028.1	0.0	4028.1
	% Fixture	78.4	0.0	78.4
<b>Total</b>	Lumens	5138.0	0.0	5138.0
	% Fixture	100.0	0.0	100.0

**Coefficient of Utilization**

**ZONAL LUMENS:**

Zone	Lumens	% Fixture
0°-10°	59.1	1.2
10°-20°	167.5	3.3
20°-30°	280.6	5.5
30°-40°	461.4	9.0
40°-50°	776.6	15.1
50°-60°	1222.3	23.8
60°-70°	1458.7	28.4
70°-80°	626.4	12.2
80°-90°	85.4	1.7
90°-100°	0.0	0.0
100°-110°	0.0	0.0
110°-120°	0.0	0.0
120°-130°	0.0	0.0
130°-140°	0.0	0.0
140°-150°	0.0	0.0
150°-160°	0.0	0.0
160°-170°	0.0	0.0
170°-180°	0.0	0.0
0°-90°	5138.0	100.0
0°-180°	5138.0	100.0



REPORT NUMBER: P200349

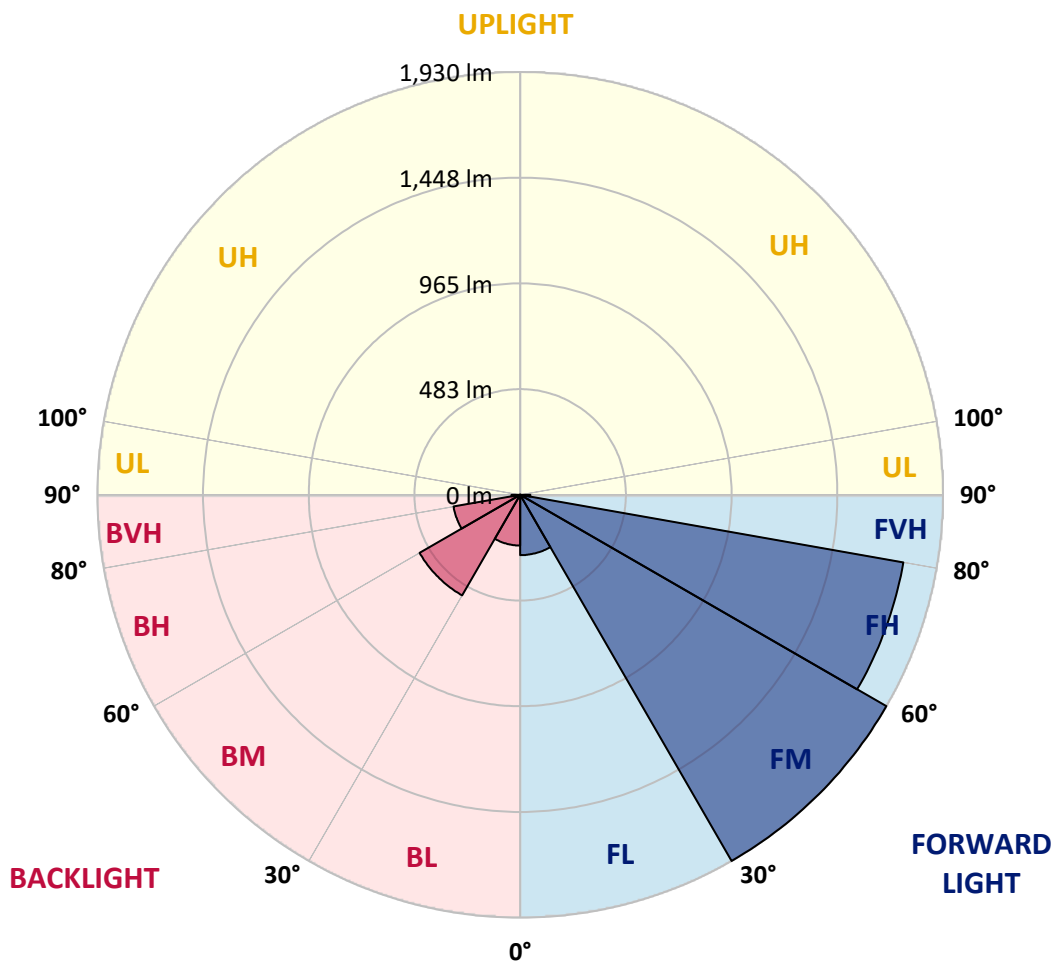
CATALOG NUMBER: GWC-AF-01-LED-E1-T3-7050-800

**LUMINAIRE CLASSIFICATION SYSTEM LUMEN TABLE AND BUG RATING:**

Zone	Lumens	% Fixture	Zone Rating/Lumen Limit		
			B	U	G
FL (0°-30°)	275.4	5.4			
FM (30°-60°)	1930.2	37.6			
FH (60°-80°)	1776.2	34.6			G1/1800
FVH (80°-90°)	46.2	0.9			G1/100
BL (0°-30°)	231.8	4.5	B1/500		
BM (30°-60°)	530.1	10.3	B1/1000		
BH (60°-80°)	308.9	6.0	B1/500		G1/500
BVH (80°-90°)	39.2	0.8			G1/100
UL (90°-100°)	0.0	0.0		U0/0	
UH (100°-180°)	0.0	0.0		U0/0	

**BUG Rating: B1-U0-G1**

Type III Short





REPORT NUMBER: P200349

CATALOG NUMBER: GWC-AF-01-LED-E1-T3-7050-800

**CANDELA DISTRIBUTION (FULL):**

	0°	5°	15°	25°	35°	45°	55°	65°	75°	85°	90°
0°	633.6	633.6	633.6	633.6	633.6	633.6	633.6	633.6	633.6	633.6	633.6
2.5°	628.1	628.4	628.9	630.8	632.6	632.1	632.3	631.3	631.1	629.6	631.1
5°	620.2	620.9	621.2	624.4	626.4	626.9	626.1	624.9	623.4	621.9	622.7
7.5°	602.1	604.0	604.3	608.8	612.0	616.2	616.4	616.7	616.0	615.0	616.4
10°	590.6	591.1	590.9	594.1	596.6	601.3	604.0	608.8	610.7	611.2	612.2
12.5°	589.9	589.4	588.7	588.7	587.9	589.9	594.9	601.6	606.3	607.8	609.0
15°	597.8	597.6	595.1	591.4	586.7	585.2	589.4	596.8	603.0	606.3	607.5
17.5°	615.7	614.2	610.2	601.8	591.6	587.7	588.2	594.4	601.6	605.8	607.0
20°	648.5	648.5	640.0	624.1	606.0	596.6	592.1	595.9	602.8	608.5	610.2
22.5°	705.0	705.5	691.4	665.3	634.8	614.7	603.5	602.8	611.0	617.4	619.4
25°	785.2	783.2	763.4	726.1	679.7	646.5	627.1	622.7	629.6	636.8	639.3
27.5°	878.5	871.3	847.7	802.8	742.8	694.1	664.3	657.1	663.8	672.0	674.5
30°	970.8	963.4	935.3	886.2	819.4	757.9	715.2	703.6	713.0	724.6	726.1
32.5°	1063.1	1063.1	1031.9	974.6	901.8	834.1	783.0	769.1	784.7	798.9	802.1
35°	1173.6	1174.1	1143.8	1074.8	996.6	924.9	868.6	858.4	882.0	891.9	899.6
37.5°	1309.3	1312.1	1273.1	1189.7	1104.1	1028.7	961.6	947.8	971.3	998.4	1023.2
40°	1456.0	1459.5	1416.5	1313.8	1228.2	1149.3	1076.8	1051.7	1090.9	1142.6	1174.6
42.5°	1596.0	1613.8	1572.4	1466.7	1374.6	1293.0	1219.5	1183.0	1232.2	1310.1	1337.9
45°	1798.2	1811.1	1738.9	1643.1	1556.5	1465.2	1367.9	1329.4	1398.2	1496.4	1502.2
47.5°	1933.0	1923.3	1886.6	1827.0	1772.2	1686.8	1540.4	1498.2	1589.5	1705.2	1673.1
50°	2004.7	2007.7	2002.7	2006.2	2008.2	1954.6	1751.8	1694.0	1802.9	1942.7	1868.9
52.5°	2071.7	2051.8	2068.2	2149.6	2247.9	2228.0	1981.9	1921.6	2031.7	2206.2	2075.9
55°	2070.2	2039.9	2093.3	2237.0	2450.2	2473.0	2240.2	2170.7	2273.7	2488.9	2295.3
57.5°	1997.0	1998.5	2080.6	2268.7	2591.1	2703.3	2540.0	2435.8	2530.3	2775.3	2495.6
60°	1896.2	1909.9	2028.3	2263.5	2704.0	2892.1	2907.8	2721.4	2781.7	3035.6	2661.3
62.5°	1733.7	1748.1	1911.4	2209.4	2686.9	3074.1	3240.3	3045.5	3044.5	3193.4	2710.0
65°	1477.3	1473.1	1644.6	2007.2	2543.2	3208.6	3570.6	3325.7	3242.6	3195.9	2612.2
67.5°	1089.5	1070.6	1217.8	1528.7	2113.9	3057.9	3764.9	3471.6	3310.1	2985.7	2313.4
70°	565.3	546.5	665.6	892.7	1390.2	2386.6	3549.8	3396.2	3160.9	2502.8	1812.4
72.5°	241.7	238.5	286.9	391.6	672.5	1376.6	2783.4	2939.5	2712.2	1864.7	1246.0
75°	162.5	161.6	179.7	213.4	302.5	558.6	1741.9	2086.6	1984.3	1156.2	700.8
77.5°	127.6	126.3	137.0	153.4	196.1	220.4	773.0	1120.2	1036.8	503.3	306.7
80°	99.8	98.8	105.5	114.4	141.0	139.0	254.4	445.7	345.0	192.8	149.1
82.5°	78.7	78.7	84.1	84.4	100.0	94.8	132.8	196.3	172.2	112.4	91.3
85°	72.0	72.0	77.7	63.0	65.3	59.8	82.4	116.4	109.2	46.2	39.7
87.5°	36.2	35.2	65.3	55.8	35.5	31.8	40.2	56.3	60.6	25.6	19.9
90°	0.0	0.0	0.0	0.0	0.0	0.0	0.0	0.0	0.0	0.0	0.0



REPORT NUMBER: P200349

CATALOG NUMBER: GWC-AF-01-LED-E1-T3-7050-800

**CANDELA DISTRIBUTION (continued):**

	95°	105°	115°	125°	135°	145°	155°	165°	175°	180°
0°	633.6	633.6	633.6	633.6	633.6	633.6	633.6	633.6	633.6	633.6
2.5°	630.6	630.3	630.8	631.1	633.1	635.8	637.0	638.8	639.8	639.3
5°	623.1	623.6	625.6	627.1	630.6	635.1	637.5	639.5	641.3	640.5
7.5°	616.9	618.2	621.2	622.4	624.4	625.6	625.4	626.1	627.6	625.9
10°	613.5	615.0	617.2	615.5	610.7	604.0	597.8	594.6	595.6	594.4
12.5°	610.0	612.0	610.2	602.1	588.9	580.2	575.5	576.0	578.2	578.7
15°	608.0	608.8	601.3	585.9	572.5	571.3	573.8	573.3	573.5	573.5
17.5°	608.0	606.0	592.1	576.7	571.0	568.8	561.1	551.4	547.2	545.7
20°	611.2	606.0	589.1	579.0	566.6	547.5	527.1	509.2	501.3	499.1
22.5°	620.9	612.0	597.6	580.0	544.7	512.7	480.5	459.1	444.7	442.2
25°	640.5	630.6	614.2	566.8	510.0	464.3	427.6	403.8	389.4	387.4
27.5°	674.8	668.3	623.1	537.8	463.8	414.9	380.9	362.6	351.9	351.2
30°	726.4	723.2	618.7	494.8	407.0	367.0	350.7	340.0	332.0	331.8
32.5°	808.8	782.7	604.0	442.5	355.1	333.0	326.3	319.9	313.7	313.7
35°	914.7	830.9	576.2	386.4	323.6	314.2	305.7	295.6	287.4	286.9
37.5°	1039.3	860.6	526.4	341.2	308.7	301.5	289.1	274.0	259.6	257.1
40°	1165.1	869.6	456.1	313.4	299.3	288.9	273.7	255.9	242.0	241.2
42.5°	1280.5	852.5	381.7	294.3	289.9	276.0	260.1	244.2	233.3	233.0
45°	1377.3	808.0	319.1	276.2	279.9	264.3	250.2	237.2	228.8	227.1
47.5°	1468.4	745.2	275.2	257.1	270.0	257.8	245.9	233.8	225.6	224.3
50°	1574.1	677.5	244.4	238.5	261.3	255.6	249.4	236.8	223.1	221.6
52.5°	1702.2	618.9	220.4	222.1	254.6	258.6	258.3	245.2	221.4	219.4
55°	1845.1	553.9	202.3	208.7	251.9	264.1	260.6	253.1	222.9	219.9
57.5°	1985.8	478.0	189.6	198.5	247.9	263.6	249.9	239.2	226.3	222.1
60°	2091.3	376.0	179.9	189.6	239.2	255.4	238.2	224.1	225.6	222.4
62.5°	2098.3	290.6	168.3	181.9	226.1	247.2	230.5	217.4	228.8	225.8
65°	1974.9	219.6	157.1	172.7	211.9	242.0	223.1	213.7	235.5	232.3
67.5°	1662.7	176.7	147.7	163.3	197.8	231.0	216.4	210.2	241.5	235.8
70°	1200.4	150.6	138.5	151.9	185.1	218.6	210.4	204.0	225.3	216.4
72.5°	739.0	130.5	128.1	136.7	175.5	205.7	201.5	192.3	203.0	195.8
75°	369.0	113.2	116.4	121.9	161.8	191.1	186.6	177.4	178.9	177.4
77.5°	176.7	96.8	102.7	107.0	144.2	174.5	169.7	160.3	158.6	158.8
80°	111.9	80.9	86.6	89.6	128.8	155.1	150.4	141.0	160.8	149.1
82.5°	70.0	65.8	67.3	72.7	112.2	135.0	128.8	120.4	144.9	114.7
85°	38.7	45.9	47.9	52.6	86.4	112.9	106.7	96.0	86.1	84.6
87.5°	23.1	27.3	28.0	31.5	58.1	81.6	72.2	68.5	56.8	56.6
90°	0.0	0.0	0.0	0.0	0.0	0.0	0.0	0.0	0.0	0.0

(END OF REPORT)